

How to Draw a Ghost

Explore this Article ■ [A Cartoon Ghost](#) ■ [A Traditional Ghost](#) ■ [Printable Ghosts](#)
■ [Questions & Answers](#)

Co-authored by **14 contributors**

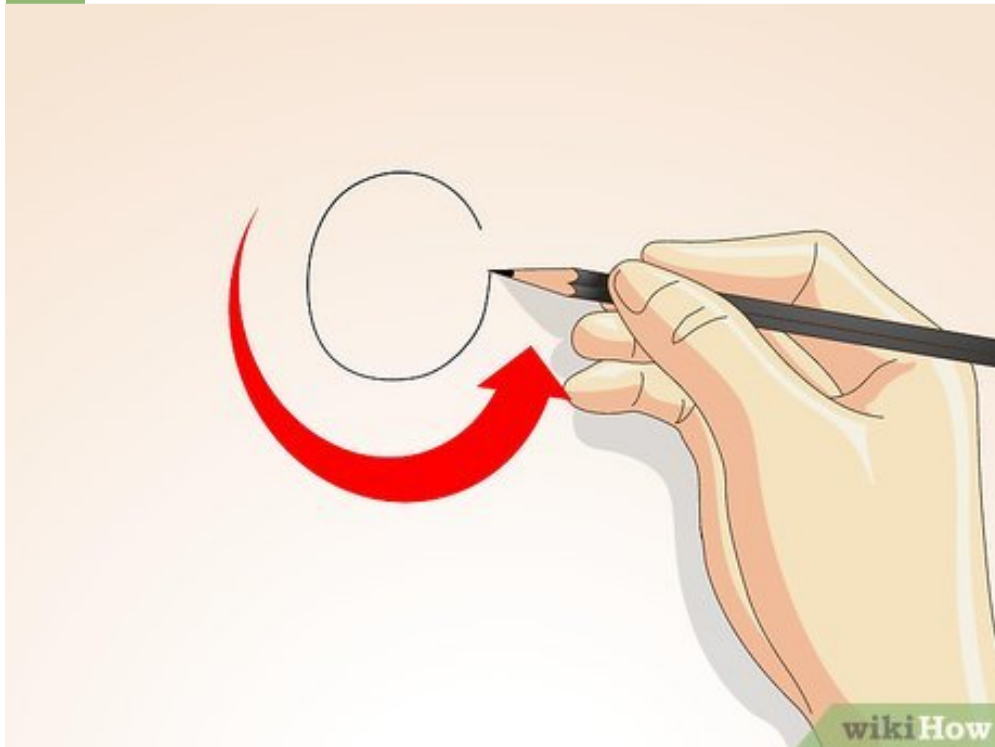
Last Updated: January 11, 2022

This article will teach you to draw an old-fashioned cartoon ghost.

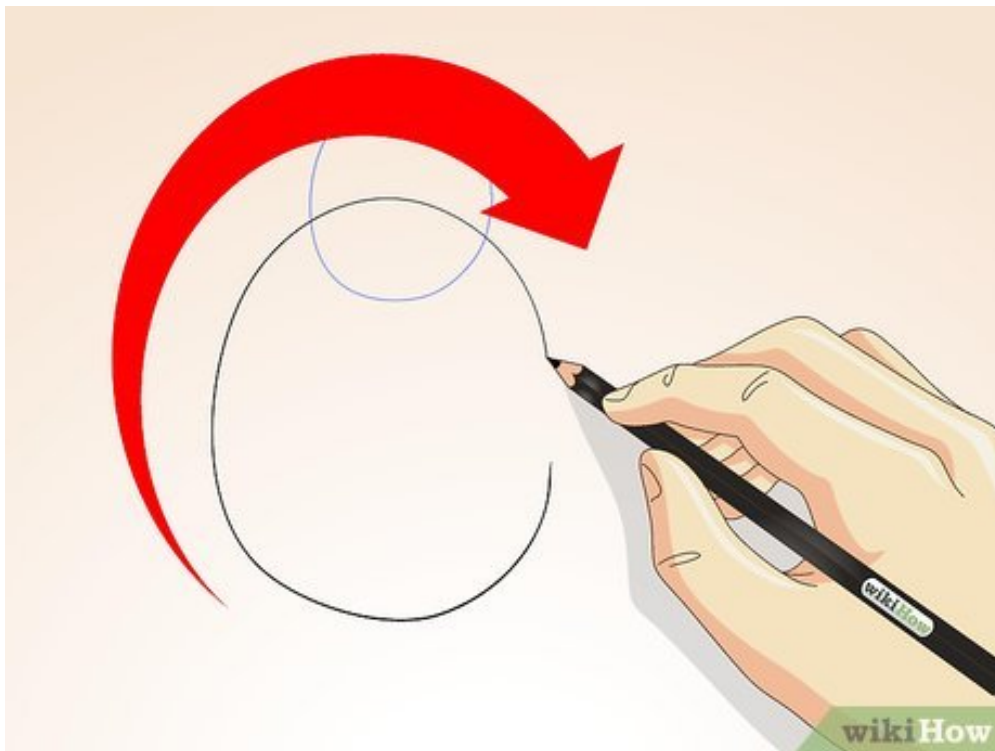
Watch our [step by step video here!](#)

Method
1

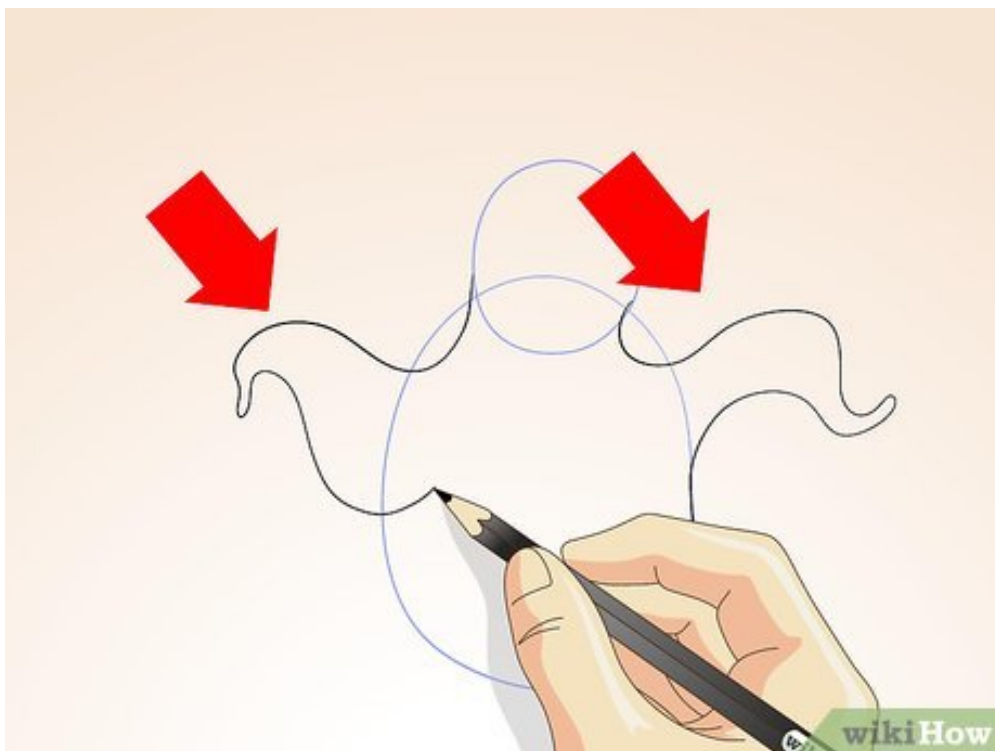
Method 1 of 2: A Cartoon Ghost



1 Draw a medium-sized circle at the top of the page.



2 Draw a vertical oval which overlaps almost half of the circle.



3 Draw the left and right arms using curves.



- 4** Draw curves at the bottom of the oval to create a sense of flotation to the ghost.
Add small circles for flotation effect.



- 5** Draw a cross-section at the circle and a curve inclined to the right.



6 Draw the eyes and mouth and make it skull-like.



7 Trace with a pen and erase unnecessary lines. Refine and add details.



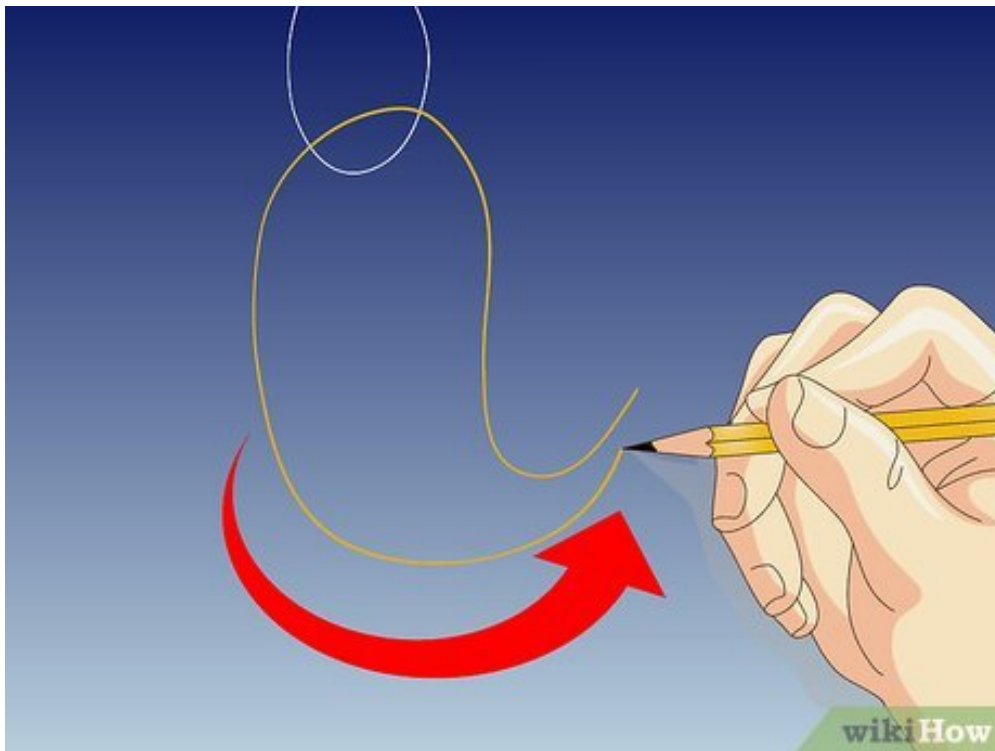
8 Color to your liking and especially use dark colors!

Method
2

Method 2 of 2: A Traditional Ghost



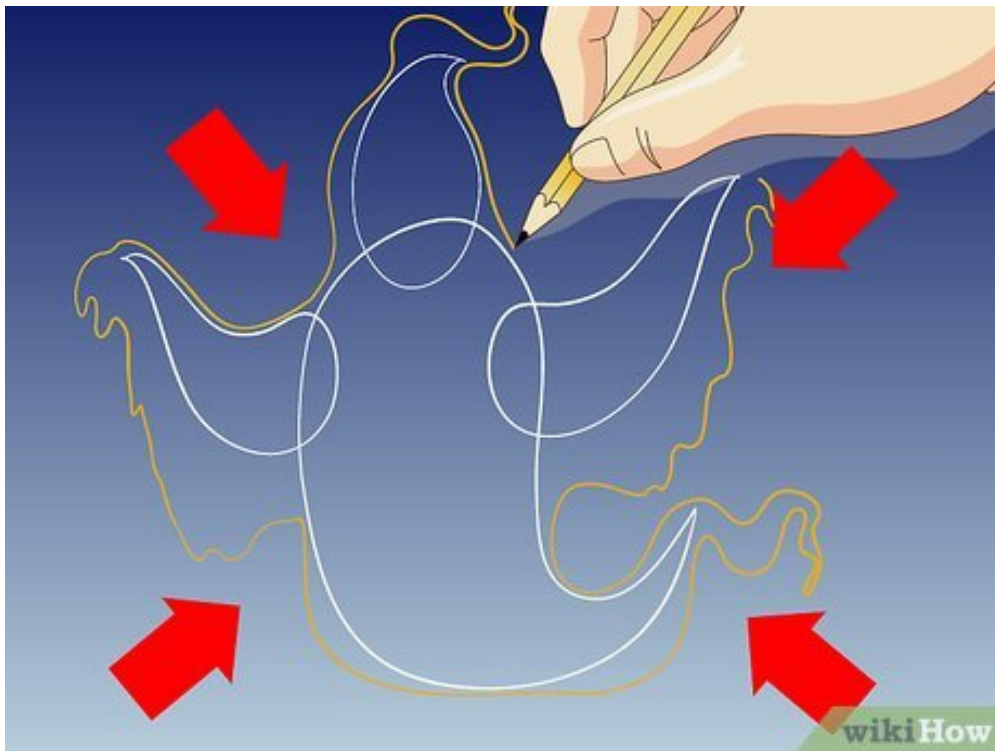
1 Draw a teardrop shape in the center of the page.



- 2** Draw an upside down teardrop under the teardrop from the previous step. Curve the pointy end to the right.



- 3** Draw long, curved teardrops for each arm.



4 Draw an outline around the shapes. Feel free to add some detail as you do this.



5 Erase the sketch lines and draw a scary face.



6 **Color the drawing!** Use your imagination or follow the illustration for reference.



Community Q&A

Question

How do I draw a simple cartoon ghost?



Community Answer

Start off with an oval "O", but open up the bottom and make it flow like a curtain. Add some arms that drape into the oval and curtain shape. Add two dots for eyes and an oval "O" for a mouth.

Helpful 11 Not Helpful 18

Question

How do I draw a ghost that looks exactly like a person or animal, but is faded?



Craftsmart
Top Answerer

Draw the figure in all one color. Choose a light color, such as gray or light blue. Instead of coloring or shading the figure in completely, make sure to keep it very light, so you can still see the background through the figure.

Helpful 12 Not Helpful 4

Question

How do I draw a zombie?



Community Answer

Check out the helpful tips in [this article about how to draw zombies](#) on wikiHow.

Helpful 10 Not Helpful 5

Question

How do I make it look scarier?



Community Answer

Color the eyes black and have it bleed red and blackness. Make its smile very wide and add jagged teeth.

Helpful **9** Not Helpful **3**

VideoRead Video Transcript

<https://www.wikihow.com/video/3/3a/Draw+a+Ghost+Step+0.1080p.mp4>

About This Article

wikiHow is a “wiki,” similar to Wikipedia, which means that many of our articles are co-written by multiple authors. To create this article, 14 people, some anonymous, worked to edit and improve it over time. This article has been viewed 196,344 times.

★ ★ ☆ ☆ ☆
10 votes - 42%

Co-authors: **14**

Updated: **January 11, 2022**

Views: **196,344**

Categories: **Drawing**

<https://www.wikihow.com/Draw-a-Ghost>

The text and visual content in this PDF is intended only for your personal, non-commercial use. Any commercial reproduction of the contents of this document without the express written permission of wikiHow, Inc., is prohibited.