

How to Play Trash

Explore this Article ■ [Setting Up the Game](#) ■ [Playing Your Turn](#) ■ [Continuing and Winning the Game](#) ■ [Questions & Answers](#) ■ [References](#)

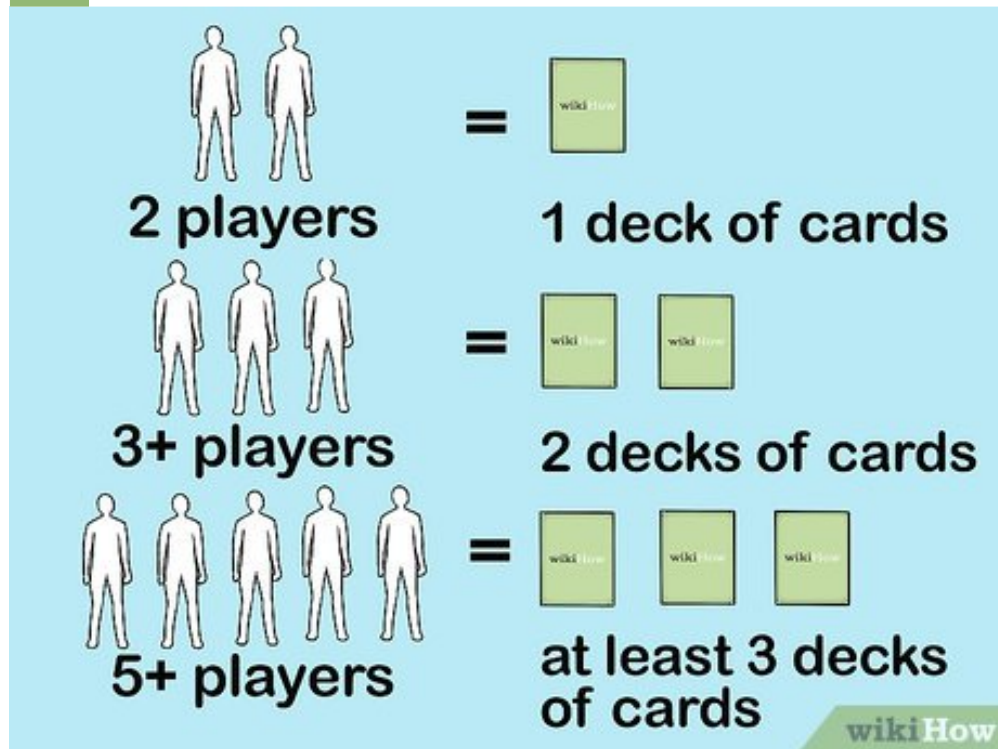
Co-authored by [wikiHow Staff](#) and [25 contributors](#)

Last Updated: August 10, 2021

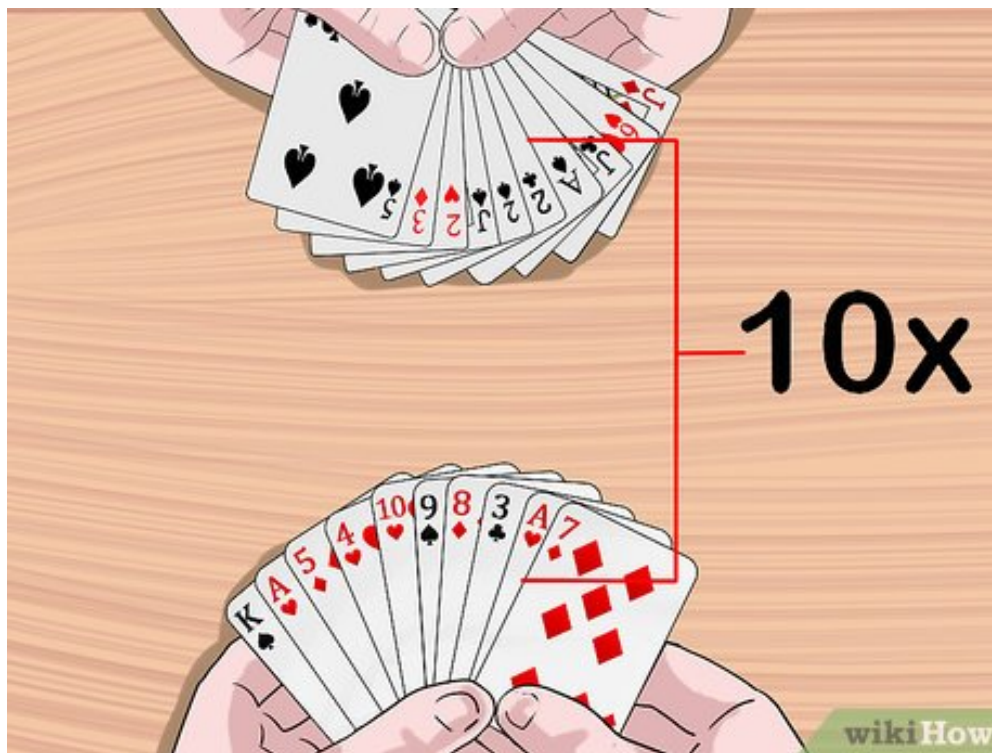
Trash is an easy card game that can be played by just about all ages. Play it with kids to teach them about numbers or with a group of adults to quickly pass the time. The game requires 1 standard deck of cards for two players. Three players should use two decks. Add an extra deck for each two additional people. You'll also need a flat playing surface that you can spread your cards out on. The object of the game is to assemble a set of cards ranging from Ace to ten, which can include wildcards. Trash is a flexible game that you can play just a couple of rounds of or you can play the full ten rounds.

Part
1

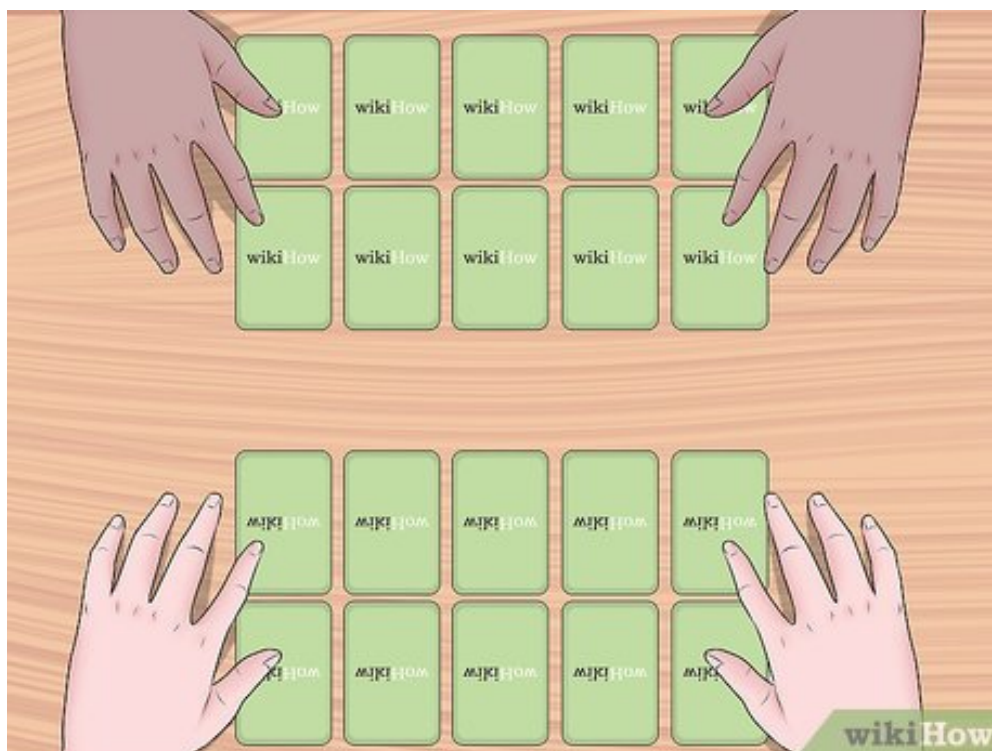
Part 1 of 3: Setting Up the Game



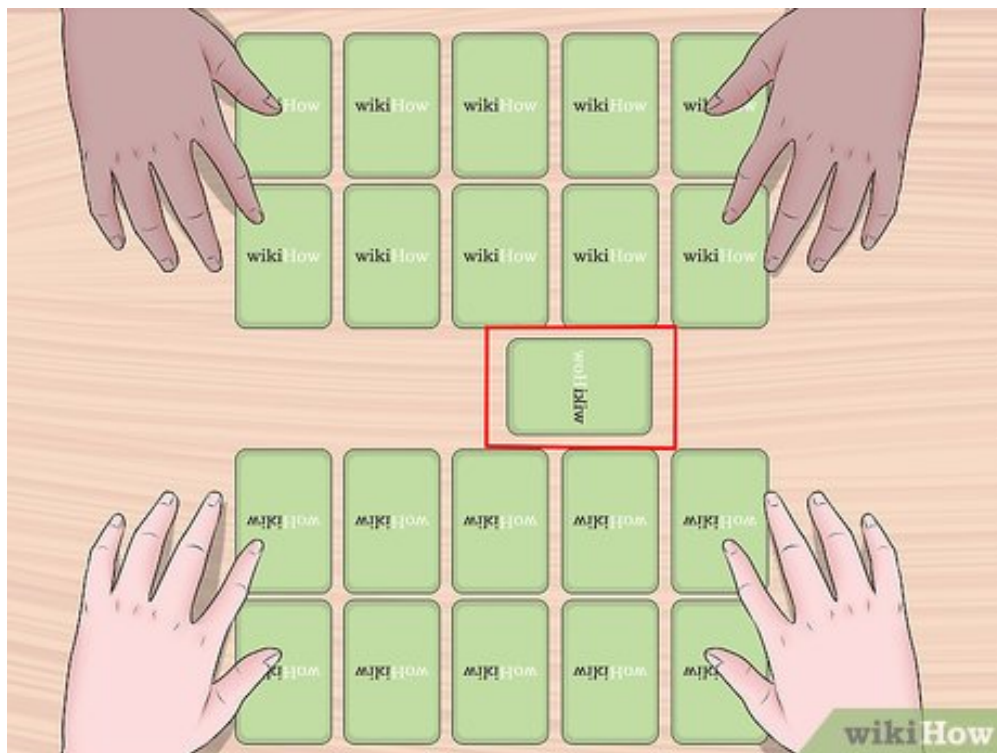
1 **Shuffle one or more decks of standard playing cards.** If you are playing with only two players, one deck of cards is enough. If you are playing with 3 or more players, use two decks of cards. If you are playing with 5 or more, use at least 3 decks. Shuffle all of the cards into one deck. Leave the jokers in the decks.



- 2 Deal 10 cards to each player.** Do not look at the cards. Deal one card at a time to each player until everyone has ten cards. Be sure to deal the cards facedown. Another variation of this game uses only eight cards per person with the cards lined up in rows of 4.^[1]
- If you have plenty of room, place the cards in a single line of 10 rather than two rows.

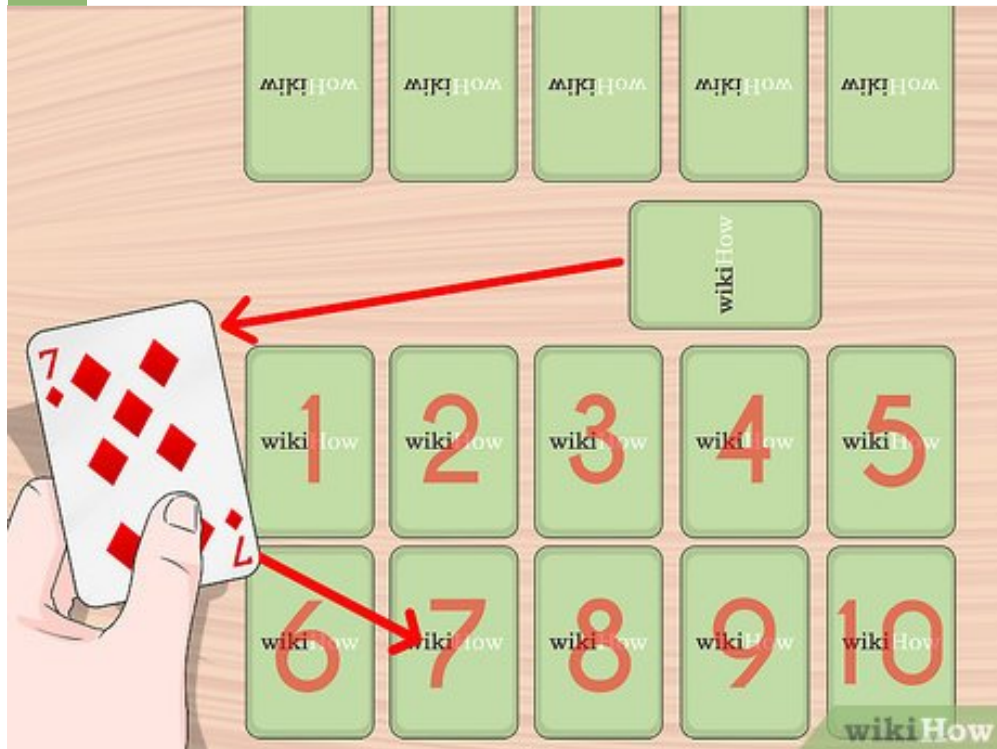


- 3 Line your cards up in two horizontal rows of five cards each.** The cards can be arranged in any order as long as they remain face down and you don't look at them. This set is your original hand but all of them will be replaced, moved, or discarded during the game.



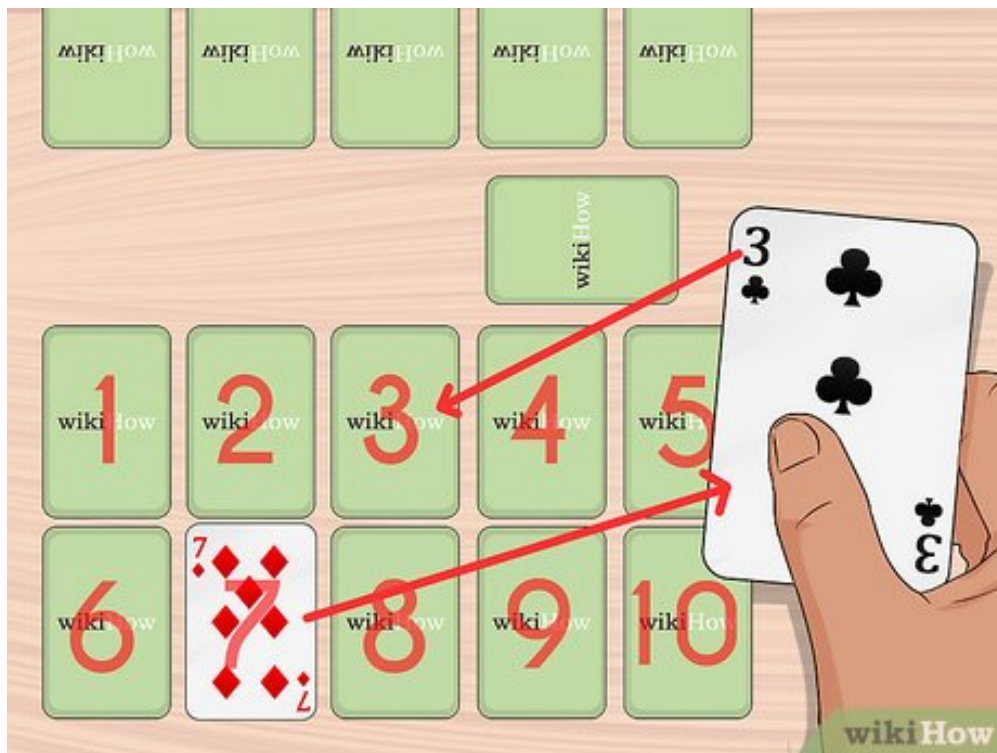
- 4 Set up the draw pile and discard pile.** Once everyone has been dealt 10 cards, place the rest of the deck in the center of the playing area facedown. This pile becomes the draw pile. Take the top card and lay it face up next to the draw pile. This becomes the discard pile.

Part 2 of 3: Playing Your Turn



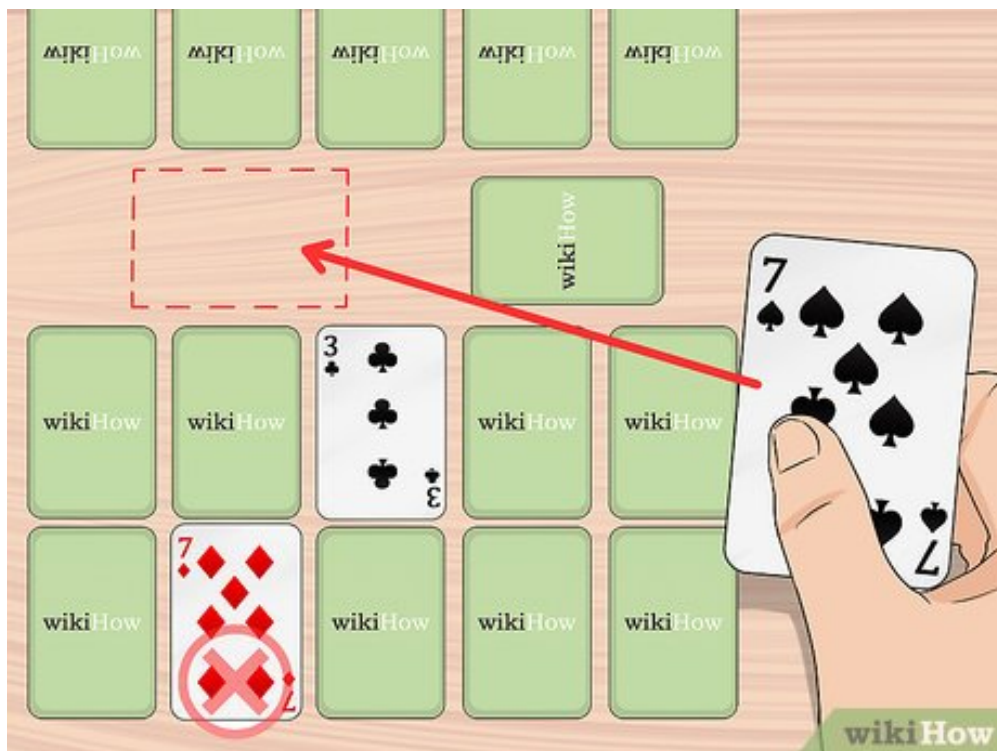
1 Draw a card and place it in the correct spot. Take a card from the draw pile or the face up discard pile. If it is any card Ace through ten, place it in the correct spot. An Ace goes in the top left and the cards go in numerical order up to ten. A ten goes in the bottom row, furthest to the right. Pick up your original card and hold onto it until the next step which explains what to do with it.[2]

- Jokers and Kings count as wildcards and can be placed anywhere. If you draw the number later that goes in the spot a wildcard is sitting, you can swap them out.
- If you draw a card that can't go anywhere (including Jacks and Queens which don't count for anything) place the card in the discard pile and the play passes to the next player.



2 Look at the card from your original set and move it to its correct spot. Once you have drawn and placed the card in the spot that it goes in, look at the card that was already in that spot. If you can place it in one of the remaining spots then do so.^[3]

- For example, if you draw a two and place it in the two spot, and the original card in that spot is a three, place the three in the three spot.
- Continue replacing your original cards until one does not fit. For example, you already placed the two and the three, but in the three spot was a Jack. Discard the jack and the play passes to the next player.



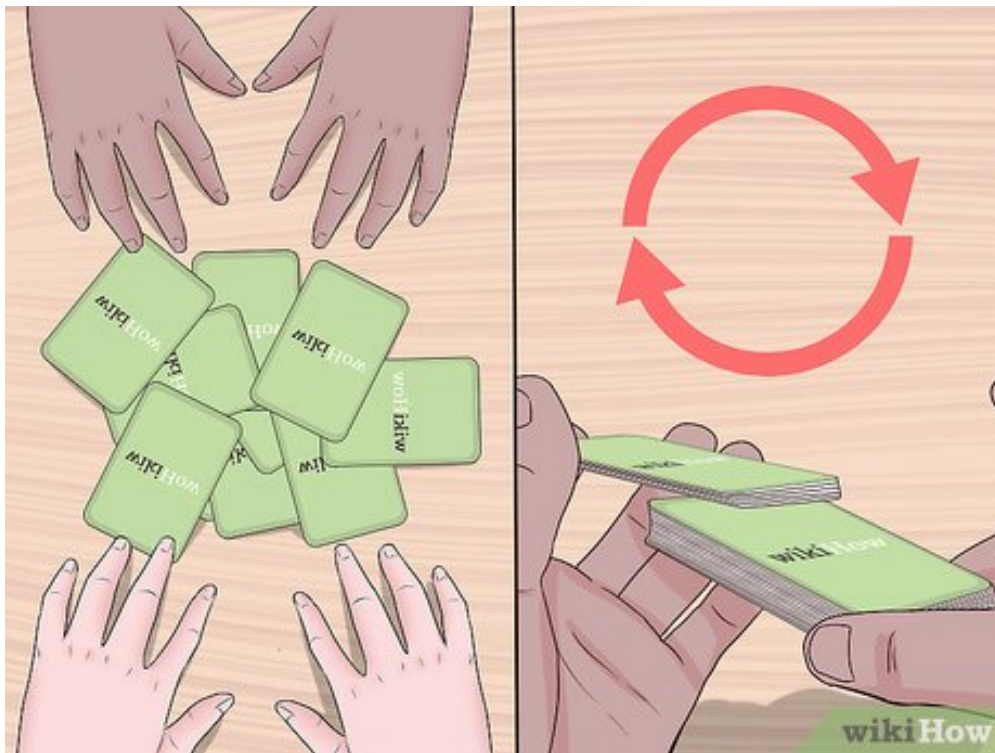
3 Discard any card that you can't play. If you draw a card that would go in a spot that is already filled, discard it. If you flip over a card from your original hand that can't be placed somewhere else, discard it.^[4]

Part 3 of 3: Continuing and Winning the Game



1 End the round. Once a player has filled all ten spots with cards Ace through ten (including wildcards), they have to say “Trash” to end the round. When this happens, each player gets to draw one more card to try and complete their set of Ace-ten. Anyone who successfully does so will move to the next level in the following round.^[5]

- You are allowed to place original cards in the place they belong, the same way as you did on other turns throughout the game.



2 Gather up all of the cards and deal the next round. Collect each player's cards and the draw and discard piles. Shuffle them. Deal nine cards to the winner of the first round, and any other player who finished with a complete set. Any player who did not have a full set at the end of the round is dealt ten cards.

- Each round that a player finishes their set, they are dealt one less card in the following round.



3 Finish the game. Continue playing each round in the pattern described until one player is only dealt one card. They must fill that spot with an Ace or wildcard. If they do so and they say "Trash," this ends the entire game.^[6]

- You don't have to play all ten rounds. Play a shorter game until one player is dealt 6 cards and fills all six spots.



Community Q&A

Question

Do you pick a card off the discard pile when it's your turn?



Community Answer

Yes, if you need it and want to. The card somebody throws out that you need - you can pick that up, too.

Helpful 103 Not Helpful 21

Question

Should I use one or two decks?



Community Answer

It depends on how many people you want to play with.

Helpful 54 Not Helpful 23

Question

If left with a queen face-up, am I out, or do I have to steal with it?



Community Answer

You only turn a card over if you have the card to put in its place. For example, you have a five in your hand and the five spot is still covered, or face down; you place the five in its corresponding space and turn over the card that was previously there. If that is a queen, you discard it and your turn is over. You will not turn over a card without a card to replace it, so you won't have a queen face-up.

Helpful 74 Not Helpful 21

Question

What do I do with a J and a K?



Community Answer

Kings are wild (you can put it anywhere). Jacks end your turn (you don't want to get them).

Helpful 101 Not Helpful 36

Question

Can I move a king once it's been placed?



Community Answer

Yes. Let's say you get a 6 and the king is on the 6th spot. You can switch the 6 with the king, and then place the king somewhere else.

Helpful 100 Not Helpful 35

Question

Do you have to replace the king to win, or do they win?



Community Answer

If you have all of your cards face up, you win! The kings are wild, so a king in the two place is considered a two.

Helpful 51 Not Helpful 16

Question

How many people can play Trash?



Community Answer

Up to infinity. But the more players there are, the longer the game takes, and the more cards you need.

Helpful 82 Not Helpful 42

Question

After the first person gets 10 cards, do you still keep playing?



Community Answer

You can, but it doesn't change anything. You can set up the game again, but with no 10 spot (5 cards on top, 4 cards on bottom instead of 5), and see who wins that. Then, you would take away the 9 spot, until you get down to the ace.

Helpful 58 Not Helpful 25

Question

Can I flip a card that isn't in the card or discard pile?



Community Answer

You cannot turn over any of your 10 down cards without a card to place in that spot. At the start of your turn, you must draw a card or pick the top card from the discard pile.

Helpful 49 Not Helpful 27

Question

How can I avoid giving my opponent the card that will help him or her win the game?



Community Answer

This is a hard question, since you can take the card on top of the discard pile. If possible, make sure that you use the one they need but other than the discard pile, there isn't a way to make sure that your opponent doesn't get the card they need/want.

Helpful 45 Not Helpful 21

Video [Read Video Transcript](#)

References

1. ↑ <http://www.catsatcards.com/Games/Trash.html>
2. ↑ <https://4littlefergusons.wordpress.com/2013/05/22/playing-trash-a-fun-kids-card-game/>
3. ↑ <http://www.catsatcards.com/Games/Trash.html>
4. ↑ <https://tipspoke.com/trashcan-card-game>
5. ↑ <https://4littlefergusons.wordpress.com/2013/05/22/playing-trash-a-fun-kids-card-game/>
6. ↑ <http://ourpastimes.com/trash-card-game-rules-5143509.html>

About This Article



Co-authored by:
wikiHow Staff
wikiHow Staff Writer

This article was co-authored by **wikiHow Staff**. Our trained team of editors and researchers validate articles for accuracy and comprehensiveness. wikiHow's **Content Management Team** carefully monitors the work from our editorial staff to ensure that each article is backed by trusted research and meets our high quality standards. This article has been viewed 844,935 times.

★★★★★
28 votes - 93%

Co-authors: **25**
Updated: **August 10, 2021**
Views: **844,935**

Categories: **Card Games**

<https://www.wikihow.com/Play-Trash>

The text and visual content in this PDF is intended only for your personal, non-commercial use. Any commercial reproduction of the contents of this document without the express written permission of wikiHow, Inc., is prohibited.