

How to Buy the Right Mobile Phone

Explore this Article ■ Steps ■ Questions & Answers ■ Tips and Warnings ■ References

Co-authored by 42 contributors

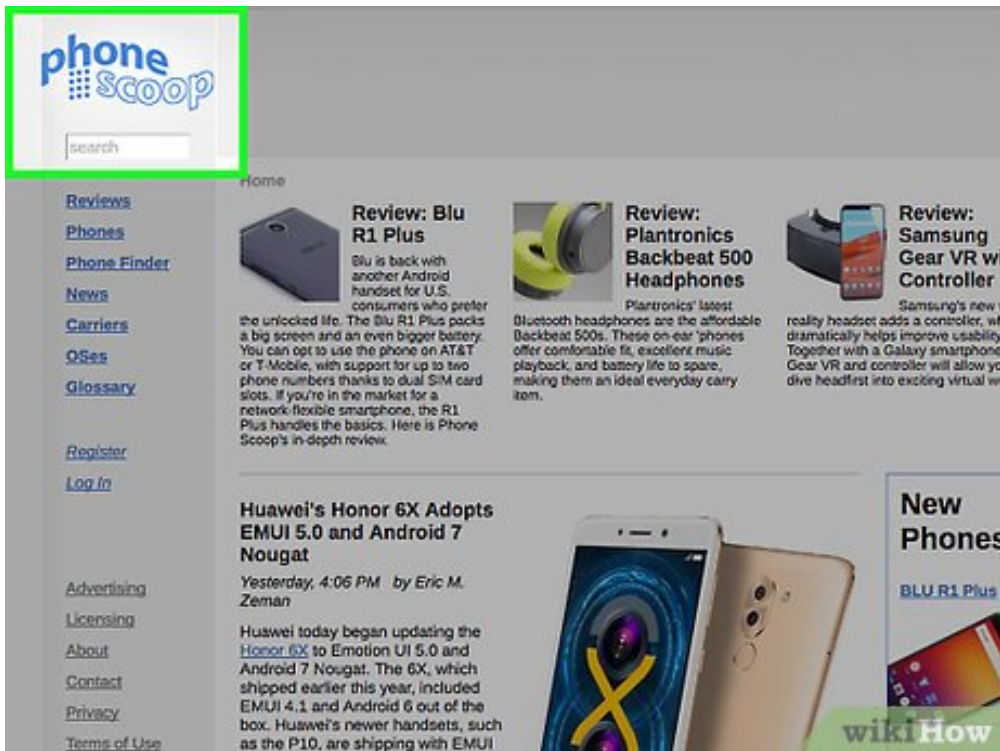
Last Updated: August 10, 2021

To buy the right cell phone you will need to take a variety of factors into consideration. There are many cell phones available, and some are definitely better than others. Not all cell phones are intended for the same end user though.

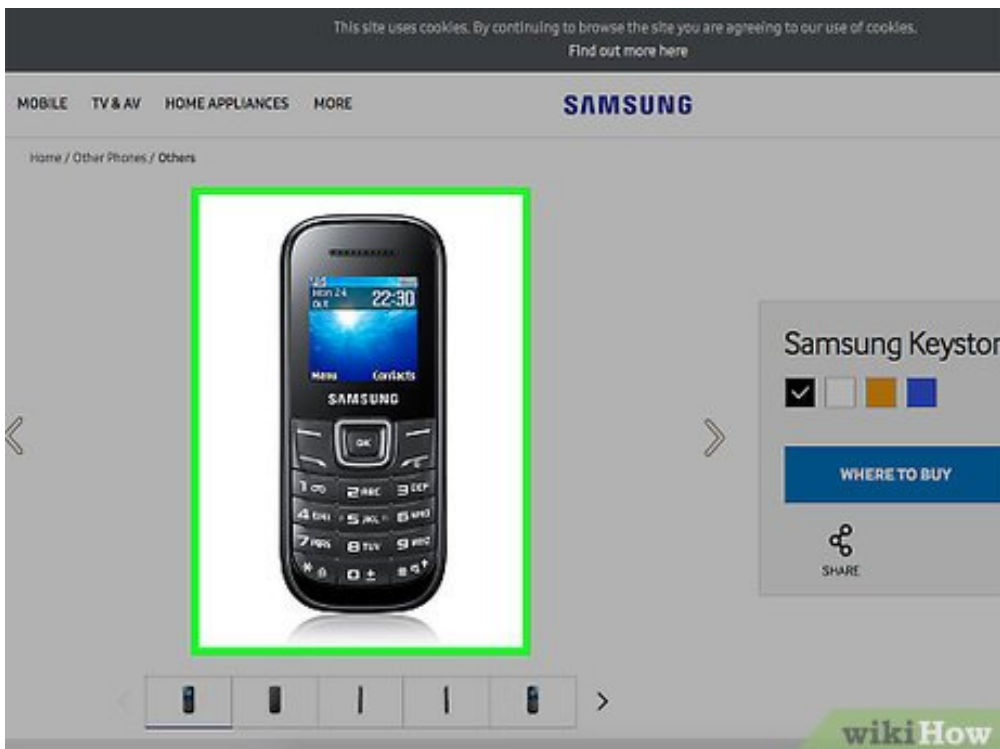
Steps

	PERFORMANCE 50 pts	PLANS 20 pts	CUSTOMER SUPPORT 15 pts	PHONE SELECTION 10 pts	SPECIAL FEATURES 5 pts	OVERALL 100 pts	
	46	19	13	8	5	91	1 ST
	48	17	13	8	3	89	2 ND
	45	14	14	10	2	85	3 RD
	38	15	13	7	4	77	4 TH
	37	12	12	5	3	69	5 TH
	43	14	9	2	1	69	5 TH
	37	11	11	1	1	61	7 TH
	32	9	11	3	2	57	8 TH
	25	13	12	4	1	55	9 TH

1 If you plan on purchasing a cell phone at a discounted price by signing a contract with a mobile phone carrier, it is important to first choose the carrier. Factors to take into account when choosing a carrier are coverage, price, texting/web/multimedia plans, customer service ratings.




2 Once you've determined a carrier, or if you will be purchasing an unlocked phone at full retail price, use a phone finder such as the one on Phone Scoop's website (listed in External Links).



3 If you are a non-technical user (you want to use the cell phone exclusively as a phone, not a handheld game console or pocket-pc), then features such as a camera, mp3 ring tones, video playback and messaging are not needed.

use Comfortable Viewing

MP3 ringtones



Outfitted with MP3 ringtones for full and nice-sounding tones that alert you to incoming calls and messages.

ur
arry,

sa
r

Comfortable Viewing

Indulge in a large full-size screen in clear vivid colour -- what a contrast to the drab b&w offered by other entry-level phones.

1.52

How

4 If you are a mid-range user, look at phones that have features such as a camera or mp3 ring tone support. Mid-range users tend not to purchase phones with multimedia players as these tend to add a significant cost increase.

GSMarena Search

DALL'8 MAGGIO SCOPRI DI PIÙ SU FASTWEB.IT #NIENECOMEPRIMA

PHONE FINDER

SAMSUNG	LENOVO	ALCATEL	GIONEI
APPLE	XIAOMI	ZTE	VIVO
MICROSOFT	GOOGLE	TOSHIBA	LEIDO
NOKIA	ACER	VODAFONE	PARASOHC
SONY	ASUS	DIGIBYTE	HP
LG	OPPO	XOLO	YU
HTC	CHIPPLUS	LAVA	VERIZON
MOTOROLA	NEC	MICROMAX	MAXWEST
HUAWEI	BLACKBERRY	BLU	PLUM

Nokia 3310 (2017)



Exp. release 2017, May
12.8mm thickness
Feature phone
16MB storage, microSD card slot

7.9%
1,382,069 HITS

2.4" 240x320 pixels
2MP Video recorder
16MB RAM
1200 mAh

PREVIEW OPINIONS COMPARE

Also known as Nokia 3310 Dual SIM with dual SIM card slots

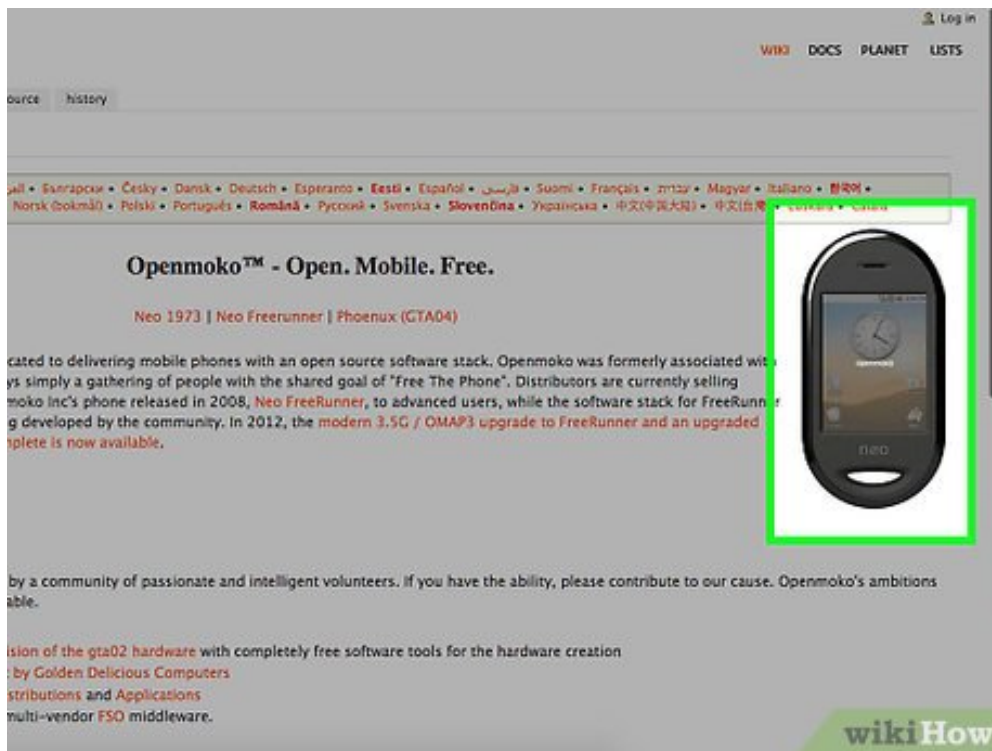
NETWORK	Technology	GSM
LAUNCH	Announced	2017, February
	Status	Coming soon. Exp. release 2017, May
BODY	Dimensions	115.6 x 51 x 12.8 mm (4.55 x 2.01 x 0.50 in)
	Weight	-
	SIM	Single SIM (Mini-SIM) or Dual SIM (Mini-SIM, dual stand-by) - Flashlight
DISPLAY	Type	TFT
	Size	2.4 inches (~30.3% screen-to-body ratio)
	Resolution	240 x 320 pixels (~167 ppi pixel density)

wikiHow

DALL'8 MAGGIO SCOPRI DI PIÙ SU FASTWEB.IT #NIENECOMEPRIMA

FASTWEB UN PASSO AVANTI

5 If you are a high-end user, look into features such as mp3 playback, support for trans-flash expansion cards, a camera over 1 mega-pixel, video playback, or blue tooth.



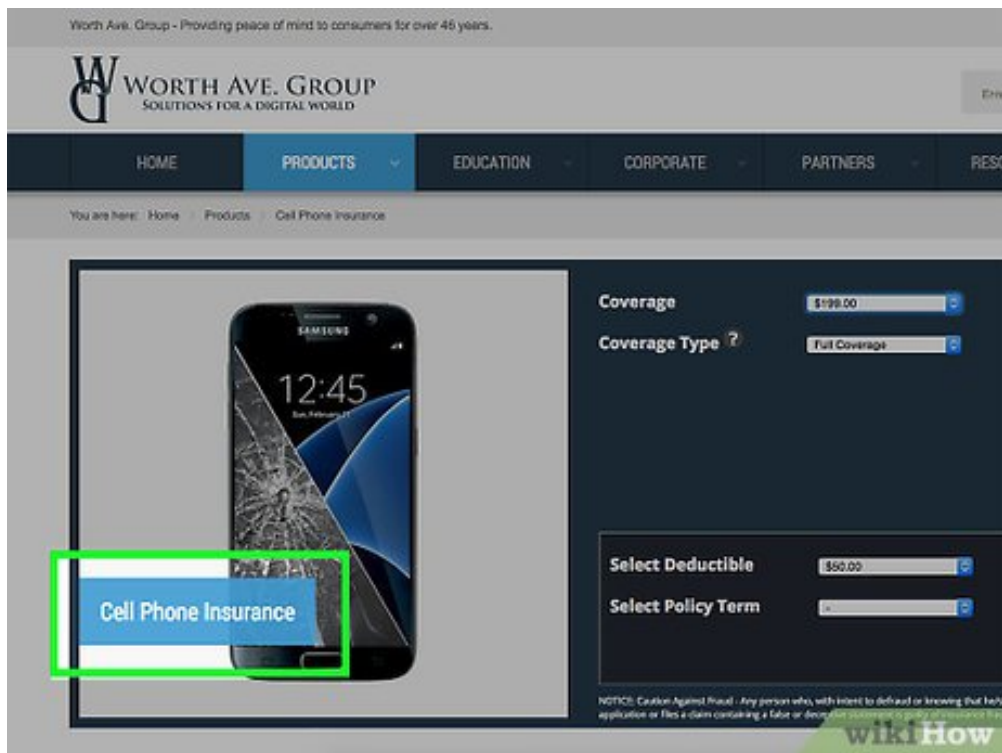
6 If you are a real hacker and want to learn a lot, think about the open, programmable device that runs **Maemo**, **OpenMoko** or something similar. Such phones, however, are really more for studying and may be less convenient in the daily use.

Also known as Nokia 3310 Dual SIM with dual-SIM card slots

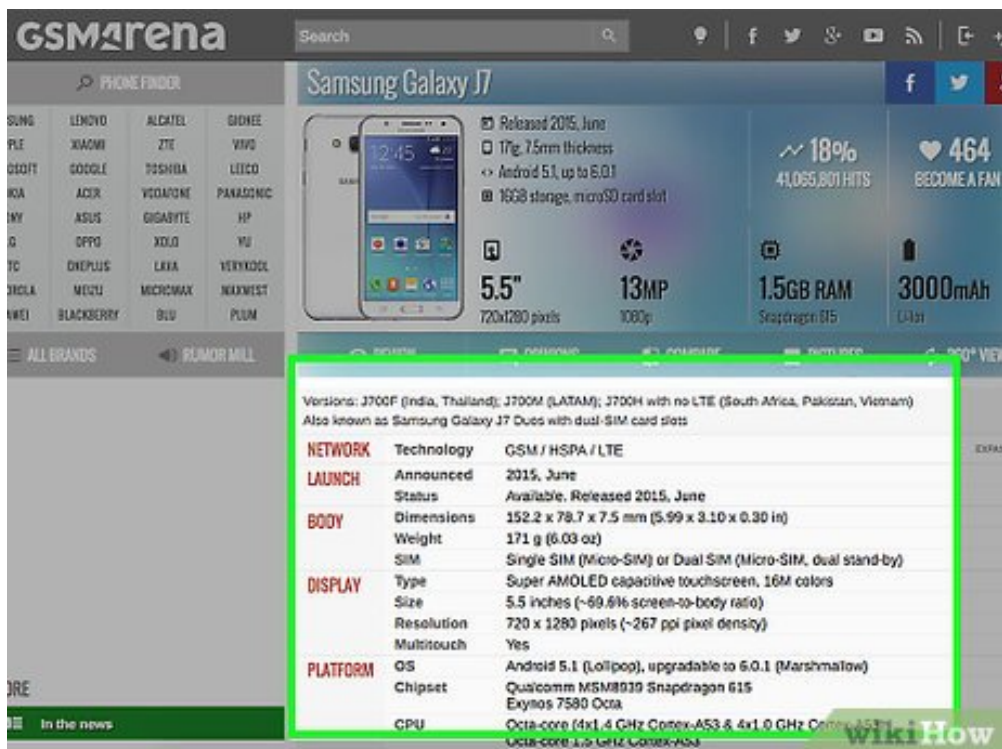
NETWORK	Technology	GSM
LAUNCH	Announced	2017, February
	Status	Coming soon. Exp. release 2017, May
BODY	Dimensions	115.6 x 51 x 12.8 mm (4.55 x 2.01 x 0.50 in)
	Weight	-
	SIM	Single SIM (Mini-SIM) or Dual SIM (Mini-SIM, dual stand-by) - Flashlight
DISPLAY	Type	TFT
	Size	2.4 inches (~30.3% screen-to-body ratio)
	Resolution	240 x 320 pixels (~167 ppi pixel density)
MEMORY	Card slot	microSD, up to 32 GB (dedicated slot)
	Phonebook	Yes
	Call records	Yes
	Internal	16 MB
CAMERA	Primary	2 MP, LED flash
	Video	Yes
	Secondary	No
SOUND	Alert types	Vibration, MP3 ringtones
	Loudspeaker	Yes
	3.5mm jack	Yes
COMMS	WLAN	No
	Bluetooth	3.0, A2DP
	GPS	No
	Radio	FM radio
	USB	microUSB 2.0
FEATURES	Messaging	SMS
	Browser	WAP 2.0 XHTML

The 'wikiHow' logo is visible in the bottom right corner of the table.

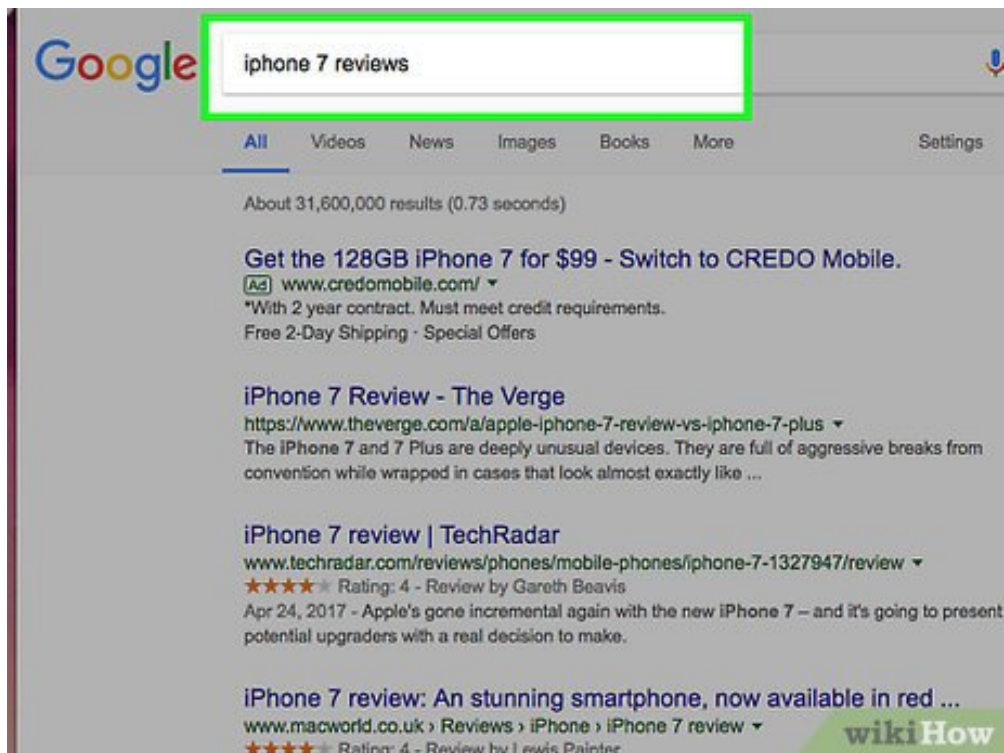
7 Decide what you want, what you will use the phone for, and most importantly what kind of cell phone user you are.



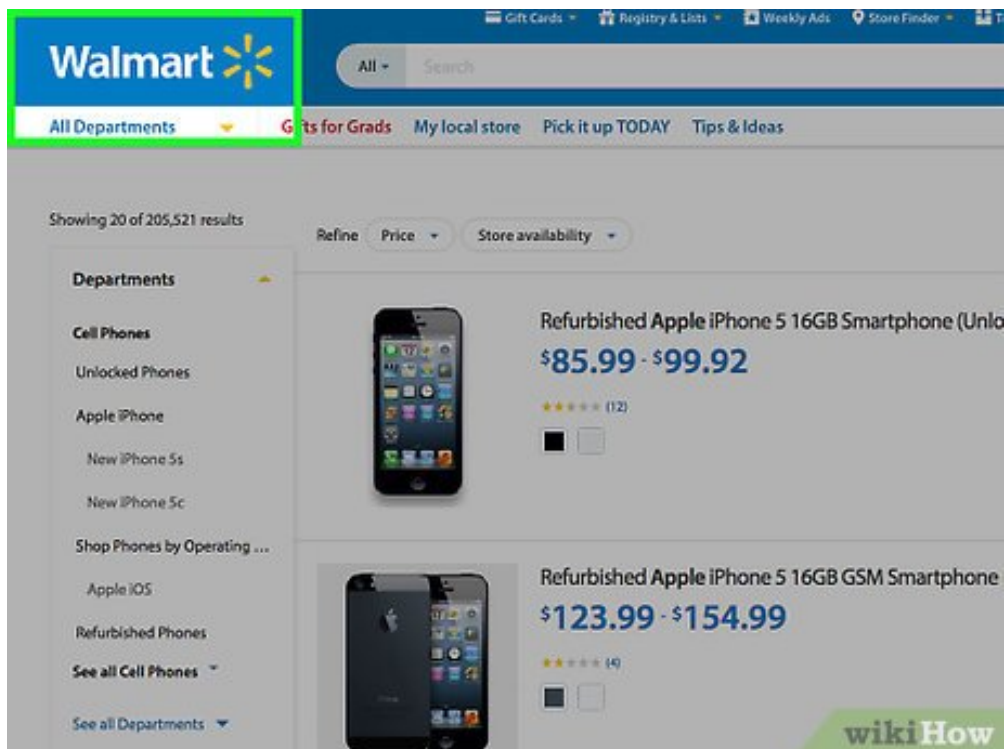
8 Consider the type of person you are. Ask yourself if you misplace things often or if you drop things often. Choose a cell phone that is covered by cell phone insurance. An additional fee is required per month but it will save you hundreds of dollars if your phone is lost, stolen or if there is any physical or liquid damage.



9 Many phones have some frustrating "features" that are not immediately apparent. For example: only displaying the time when service is available, limits on text message storage, and shutdown sounds that can't be turned off (really embarrassing at the movies). Ask a sale person or a friend who owns the same model about specific features before you buy.



10 When considering whether to purchase your new mobile phone handset consider searching online resources with independent user reviews. Often if a handset has been out for a month users will have already found out about any major problems with their handset and posted on a consumer websites. You can be confident you are choosing the right mobile phone before making your high ticket purchase.



11 If you are intending to buy your new mobile phone online for further savings it can be worth popping into your local dealer first. Get a feel for the handsets and a look at the various sizes, display screens and operating systems to see what best suits your personal abilities and hand size. You can also get demonstrations and any questions you may have. They will try to encourage you to sign up but you can always say no thanks once you have the information you want. Then go home and check online for better offers.

Question

How could I tell if a phone is fast enough to handle and store all the things I want?



Community Answer

A phone is fast enough when you have a right phone to fit your needs. Also it depends how many gigabytes you can fit into that phone.

Helpful 27 Not Helpful 9

Question

Which steps would I follow to eventually decide to purchase a mobile phone?



Community Answer

Ask yourself if you misplace things often or if you drop things often. Choose a phone that is covered by insurance. An additional fee may be required, but it will save you hundreds of dollars if your phone is lost or stolen or if there is any physical damage.

Helpful 7 Not Helpful 5

Question

What is a good price range?



Community Answer

It depends on the phone that you are looking for, and how much you are able to spend on one. You can also look into your current existing phone plan, and see if you would be able to upgrade your phone to a new one for a cheaper cost.

Helpful 15 Not Helpful 19

Question

How can I identify a good phone?



Community Answer

Compare the features and price to other phones on the market and read reviews of the product online from those that have used it.

Helpful 6 Not Helpful 6



Tips

- Purchase accessories from a corporate store of your cell phone provider because there is a separate warranty for them. If you buy a headset on the street for five dollars you can't take it back if it breaks. At a corporate store you may pay more but it can be exchanged through the warranty program for 1 full year. Always keep a receipt.



Warnings

- Do not go out and "impulse buy" a cell phone. This will most likely result in purchasing a phone with too few/many features.

- Be aware that even with insurance most phones are not covered for liquid damage(see related article below).
- Different phones also get different reception, so you could have a carrier with really good service, but a phone with poor reception and sound quality! Check this out too.
- Different phones give off different amounts of radiation. If you are concerned about this, check the SAR rating for the model you plan on purchasing on the FCC's website. 1.6 watts per kilogram is the highest allowable radiation level in the United States.
- Take full advantage of the 30 day trial period to check out your phone and network quality for your area. Ask what charges you'll be responsible for if you change your mind and go with another carrier altogether. You can be held responsible for activation fees, prorated service fees, taxes, etc., which can add up quickly. Many people are surprised that the trial period isn't "Free" and processing returned equipment and refunds can take weeks.

References

1. [Phone Scoop - mobile phone user/shopper/professional resource](#)
2. [CNET Phone Reviews](#)
3. [About.com Cellphones](#)

About This Article

wikiHow is a "wiki," similar to Wikipedia, which means that many of our articles are co-written by multiple authors. To create this article, 42 people, some anonymous, worked to edit and improve it over time. This article has been viewed 97,064 times.

Co-authors: **42**

Updated: **August 10, 2021**

Views: **97,064**

Categories: [Telephones](#)

<https://www.wikihow.com/Buy-the-Right-Mobile-Phone>

The text and visual content in this PDF is intended only for your personal, non-commercial use. Any commercial reproduction of the contents of this document without the express written permission of wikiHow, Inc., is prohibited.