

How to Celebrate Independence Day

Explore this Article ■ [Attending National Celebrations](#) ■ [Joining in Local Celebrations](#)
■ [Celebrating at Your Home](#) ■ [Questions & Answers](#) ■ [References](#)


Co-authored by **wikiHow Staff** and **35 contributors**

Last Updated: April 8, 2021

Summer is always just around the corner, which means you need to get ready for your Independence Day celebrations. In the United States, Independence Day or the Fourth of July is a national holiday that marks the anniversary the country's independence from Great Britain. Traditionally, many people celebrate this day with [picnics](#), [parades](#), and [fireworks](#), and you can join in the celebrations anyway you'd like.


Method 1

Method 1 of 3: Attending National Celebrations



1 Visit the nation's capital for the National Independence Day Parade. Every year on July 4th, Washington DC has a big parade that anyone can attend. If you go, you'll see military demonstrations, floats, bands, and more. Usually, the parade is held at 11:45 am.^[1]

- In the evening, you can also attend a free concert at the Capitol fields with fireworks afterwards, this concert, "A Capitol Fourth", is aired nationally on PBS.
- While you're in DC, you can visit some of the major landmarks, such as the White House, the Lincoln Memorial, and the Vietnam Veterans Memorial. You could also visit the Smithsonian or the National Gallery.



2 Check out Boston's celebrations. As one of the nation's oldest cities with a rich history, Boston usually has a large Independence Day Celebration. Along with fireworks, the Boston Pops Orchestra plays patriotic songs for the crowd.[2]

- While in Boston, check out historical landmarks such as the Old South Meeting House (where Revolutionists gathered before the Boston Tea Party) and the Paul Revere House.[3]



3 Visit Philadelphia for historic re-enactments. In Philadelphia, you can visit Independence Hall, where you'll see historical scenes acted out. You can also listen to a reading of the Declaration of Independence.[4]

- Go view the Liberty Bell while in Philadelphia.[5]



4 Take a ride to New York City for an epic fireworks display. The largest fireworks display in the nation is the Macy's 4th of July Fireworks in New York. Plan ahead to visit New York, and view this spectacular display in the evening, preceded by performances by guest stars.[6]

Method
2

Method 2 of 3: Joining in Local Celebrations




1 Watch local fireworks or a parade. Most cities have free or cheap fireworks displays, as well as parades. Check your local paper or online for the location of local displays. There will usually be designated areas to watch both, though you'll likely be able to see the fireworks from many parts of the city.[7]

- Most military bases have fireworks displays, as well.



- 2 Go to a concert.** Early 4th of July celebrations included concerts, and today is no different. Many local orchestras and bands will put on concerts, and well-known rockstars and bands often play on the 4th of July, as well.^[8]
- Check with your local concert venues to see what concerts are planned. You can also contact organizations that might be having concerts, such as military bases or your local orchestra. The parks and rec department might also host some concerts in parks.



- 3 Attend a baseball game.** As America's national pastime, attending a baseball game on the 4th of July is a common way to celebrate. You can take in a game at an MLB ballpark. You can also root for a local team, whether a minor league team or your kid's little league team. Plus, many games have fireworks afterwards on the 4th of July.^[9]
- You could also play your own game of baseball at a local park.^[10]



4 Eat at a community picnic. Many organizations host community picnics and cookouts on the 4th of July, including churches, companies, and military bases. Find one in your area to join the fun. You'll be able to enjoy typical 4th of July food, such as burgers, hot dogs, BBQ, corn on the cob, baked beans, watermelon, salads, and patriotic desserts.^[11]

- Many events will have activities such as dancing, water gun fights, watermelon-seed spitting contests, and food-eating contests. Jump in there, and enjoy the fun!

Method 3 of 3: Celebrating at Your Home



1 Celebrate by lighting a bonfire. While a bonfire or campfire may not seem like a traditional celebration of Independence Day, it was actually one of the ways the day was celebrated on the first anniversary of the signing of the Declaration of Independence. They also rang bells and shot off fireworks.^[12]

- Before lighting a **bonfire** or campfire, clear the area of anything that could catch on fire. Dig an depression in a circle to help contain the fire, and place stones around the outside. Also, have a fire extinguisher or water on hand to put out any sparks.
- Of course, make sure to check the fire codes in your area. A campfire is definitely more practical in a backyard.



2 Shoot off your own fireworks. Many Americans also buy their own fireworks to shoot off, though most cities have regulations against big displays and some ban fireworks altogether. Nonetheless, if you're outside the city limits, creating your own fireworks display and lighting sparklers is a well-known 4th of July pastime.^[13]

- **Be safe.** Before shooting fireworks, clear out a fire-safe area by removing any flammable materials, such as dead leaves or grass. You can also water down the area to help prevent it from catching fire.
- Make sure to have a fire extinguisher on hand, and use longer lighting devices (such as a grill lighter or fireplace matches). Read the directions, and only light one thing at a time (always on the ground). Never lean over anything you're lighting.
- Check your local regulations for popping your own fireworks. Most states have laws against fireworks for personal use depending on the type or size. Some states also have laws about when you're allowed to pop fireworks; for example, most states require you to stop fireworks by midnight or 1 am.
- Many of the national firework displays are shown on television, so if you don't want to shoot off your own fireworks, turn the television on.



3 Show symbols of American pride. Because the day celebrates America's independence from Britain, displaying and wearing American symbols is a great way to celebrate. Fly American flags, dress in red, white, and blue, and plaster the walls with stars and stripes.^[14]



4 Enjoy some crafts at home. If you have children (or even if you don't!), celebrate the day by making some patriotic crafts. Any American-themed craft is fair game on Independence Day, so reach for the red, white, and blue.

- [Make an American flag lapel pin.](#)
- [Create a homemade paperweight](#), and paint it with patriotic designs and colors.
- [Design a greeting card](#) using a patriotic theme.
- [Make a yarn wreath](#) using patriotic yarn colors.
- [Craft a glowing star lamp](#) in patriotic colors, and hang it up at your celebratory party.



5 Hold your own cookout. A great way to celebrate at home is to invite friends and family over for a cookout. Make it a potluck to take some of the stress off yourself, and include some fun games to stay cool, such as water-gun or water-balloon fights.[15]

- Some traditional 4th of July foods include burgers, hot dogs, and BBQ. Finger-foods, such as corn on the cob and watermelon slices, are always a good choice. You could also make red, white, and blue foods, such as a strawberry, blueberry, and marshmallow salad. Desserts are a great place to show your patriotism. You could make a cake with whipped cream frosting, decorated with blueberries and strawberries, or you could make cookies with stripes of red, white, and blue frosting.
- For some extra patriotism, have someone read the Declaration of Independence at your celebration.
- You could also create your own block party by getting your neighbors on board for a big party.[16]



Community Q&A

Question

Where do I buy patriotic clothes?



Community Answer

Anywhere! Just buy a cute outfit that's red, white and blue. Or create something by yourself. An outfit I wear is a red T-shirt with a white overcoat, and a blue skirt with white stars.

Helpful 30 Not Helpful 9

Question

Why is Independence Day important to people?



Community Answer

Independence Day is a holiday representing America's freedom from British rule. Patriotic people like to celebrate the day America effectively became its own nation.

Helpful 34 Not Helpful 12

Question

Is it appropriate if for a non-white person to celebrate Independence Day? (e.g., Asian-American, African-American, etc.)



LYDIA RUSHING
Community Answer

Of course! You can celebrate Independence day if you are proud to be in America, regardless of race!

Helpful 18 Not Helpful 3

Question

How will people know that I'm not British if I wear red, white, and blue?



Community Answer

If you're in America and it's the Fourth of July, most people will assume that you are American. If you're asking this because you will be in another country, wear something with the American flag on it.

Helpful 11 Not Helpful 1

Question

What if I have migrated to another country? How can I celebrate it in a different country?



Community Answer

Have a party with friends you have made in the country. Teach them different things about your home country.

Helpful 37 Not Helpful 19

Question

How should I celebrate Independence Day at home?



Community Answer

Have a barbecue with friends or family and watch fireworks from your home or on the internet.

Helpful 17 Not Helpful 8

Question

Why should the flag be flown on Independence Day?



Community Answer

The flag is one of the most prominent symbols of independence in the United States, so since Independence Day is a national celebration of our independence, flying the flag is appropriate.

Helpful 11 Not Helpful 2

Question

Can a school marching band perform for an Independence Day parade?



Community Answer

Absolutely. It is not common for a school marching band to perform because schools out, but they can definitely be hired for playing patriotic marches.

Helpful 12 Not Helpful 1

Question

Are fireworks OK for Veterans Day?



Nico
Top Answerer

No. Fireworks are inappropriate for Veterans Day because it is a day of remembrance for those who died in the line of duty. In fact, many veterans report that fireworks can be a source of anxiety, and can trigger Post Traumatic Stress Disorder.

Helpful 0 Not Helpful 0

References

1. ↑ <https://washington.org/visit-dc/ways-celebrate-independence-day-washington-dc>
2. ↑ <https://www.infoplease.com/history-july-4-celebrations>
3. ↑ <https://www.bu.edu/today/2011/25-historic-landmarks-in-25-minutes/>
4. ↑ <https://www.infoplease.com/history-july-4-celebrations>
5. ↑ <http://www.history.com/topics/holidays/july-4th>
6. ↑ https://cititour.com/NYC_Events/2017-Macys-4th-of-July-Fireworks/9935
7. ↑ <http://www.businessinsider.com/8-affordable-fun-ways-to-celebrate-the-4th-of-july-2012-6>
8. ↑ <http://www.history.com/topics/holidays/july-4th>
9. ↑ <https://www.infoplease.com/history-july-4-celebrations>
10. ↑ <http://www.businessinsider.com/8-affordable-fun-ways-to-celebrate-the-4th-of-july-2012-6>
11. ↑ <https://www.infoplease.com/history-july-4-celebrations>
12. ↑ <http://www.pbs.org/a-capitol-fourth/history/history-independence-day/>
13. ↑ <http://www.history.com/topics/holidays/july-4th>
14. ↑ <http://www.history.com/topics/holidays/july-4th>
15. ↑ <https://www.infoplease.com/history-july-4-celebrations>
16. ↑ <http://www.businessinsider.com/8-affordable-fun-ways-to-celebrate-the-4th-of-july-2012-6>

About This Article



Co-authored by:
wikiHow Staff
wikiHow Staff Writer

This article was co-authored by **wikiHow Staff**. Our trained team of editors and researchers validate articles for accuracy and comprehensiveness. wikiHow's **Content Management Team** carefully monitors the work from our editorial staff to ensure that each article is backed by trusted research and meets our high quality standards. This article has been viewed 206,972 times.

★★★★☆
75 votes - 65%

Co-authors: **35**
Updated: **April 8, 2021**
Views: **206,972**

Categories: [Featured Articles](#) | [Holidays and Traditions](#)

<https://www.wikihow.com/Celebrate-Independence-Day>

The text and visual content in this PDF is intended only for your personal, non-commercial use. Any commercial reproduction of the contents of this document without the express written permission of wikiHow, Inc., is prohibited.