

1. A postman is ready to deliver the letters. He should start from where the “post office” is marked and he has to go through the different streets and return back to the Post office.
  - Draw the same as a graph. The streets the postman has to cover are marked on the diagram
  - Challenge yourself and try to see if you can trace the path of the postman starting from one point and not going on the same road again and return to post office. Make sure that he has covered all the streets. (Hint: The path he has to take does not necessarily follow the alphabet sequence)

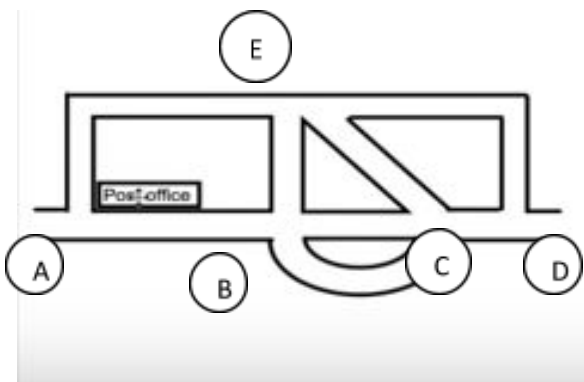
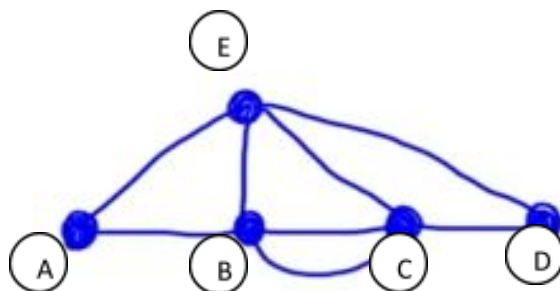
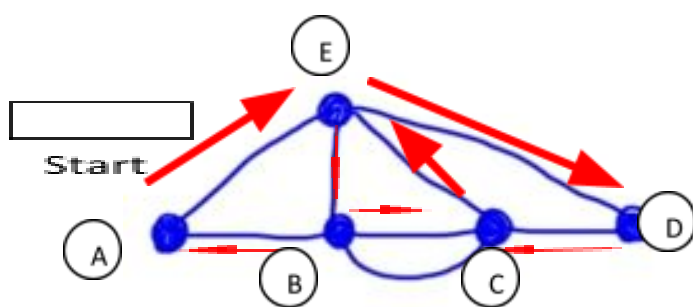


Image credit: <https://www.youtube.com/watch?v=spaUY8PlyYA>

Graph:



The Path the postman would take without going through the same street twice, but cover all streets



2. Create a Tree using your School as an example. Your School Principal will be in the top level and you will feature in the Bottom Level (Your tree could have Principal, vice principal, sections (primary, middle, high school), the classes in each section, Class teachers, students). Your tree could be different based on your school structure.

